



ES

ES 300h



ES



lexusindia.co.in
Lexus Owner's Desk, 24/7
+91 76187 79898
1800 300 53987[1800 300 LEXUS]



*In every journey,
let intuition show you the way.*

Note: Vehicles pictured and specifications detailed in this catalogue may vary from models and equipment available in your area. Please inquire at your local dealer for details on the availability of features.



*A beauty in a class of its own.
A beauty that's alluring, mesmerising and commanding.*

Note: Vehicles pictured and specifications detailed in this catalogue may vary from models and equipment available in your area. Please inquire at your local dealer for details on the availability of features.



*A personal space where you're one with the road.
A space steeped in luxury and comfort.
A space where you're one with the car.*



Note: Vehicles pictured and specifications detailed in this catalogue may vary from models and equipment available in your area. Please inquire at your local dealer for details on the availability of features.





*From the roads we take every day to paths less travelled.
Let the Lexus ES take you there.*

Driven by intuition.

Note: Vehicles pictured and specifications detailed in this catalogue may vary from models and equipment available in your area. Please inquire at your local dealer for details on the availability of features.

LEXUS

INTELLIGENCE

SIX



CONCEPT



Is it possible to have a car so in-tune with your consciousness? The new Lexus ES is created to anticipate your every move. For the most regular of tasks like moving you from point A to B, it infuses pleasure, comfort and peace of mind. Fuel your instincts and let the ES take you on a journey, everyday. Turn the quotidian into a unique experience.



» INTELLIGENCE





We further refined the renowned quietness and ride comfort owing to ES's spacious interiors, ensuring a heightened drive experience. Even as you relax in comfort, the elegant design is busy catching eyes on the street. As Lexus's unique new luxury sedan, the ES goes a step beyond to provide the class of comfort that befits your lifestyle.



DESIGN



Wider, lower, sleeker. Experience beautiful proportions with a low centre of gravity, coupe-like styling and a spacious interior - every aspect is designed to excite and respond to your senses. A natural beauty - you'll know when you see it.



» INTELLIGENCE





EXTERIOR

The flowing roof line that slopes towards the rear complements the balanced proportions and accentuates the wide, low stance. The sharp front face and rich contrast of the side profile contribute to a powerful presence that invites you to experience an exhilarating drive.



INTERIOR

The interior provides a comfortable, human-centered space. Controls in the snug cockpit have been laid out so that while driving you don't need to change your line of sight or posture, at the same time passengers enjoy a calm, relaxing space with ample legroom.



PERFORMANCE



From a gentle tap of the accelerator to rounding a corner, you'll realise the ES intuitively redefines the basics of performance. The smooth acceleration and optimised cornering control gives a responsiveness that resonates with every road, turn and curve. Even on the most familiar of roads, you will always experience exhilaration.



» INTELLIGENCE



Hybrid System

The new hybrid system aims to transform people's image of hybrid performance even as it realizes exceptional fuel efficiency. By combining the excellent response of the 2.5-litre L4 engine with a compact, small lightweight battery and sophisticated control capabilities, it delivers a smooth natural acceleration feel, responding instantly to accelerator inputs.



2.5-litre L4 engine

The newly-developed 2.5-litre L4 engine delivers a sophisticated blend of dynamic performance, fuel efficiency and environmental friendliness. Reviewing the engine's basic design, adopting a longer stroke and high-efficiency intake ports, and enhancing the flow of air in the cylinders realize high-speed combustion. Additional refinements include multi-hole direct injectors, a continuously variable-capacity oil pump, a variable cooling system, and VVT-iE on the intake-side valves.*¹

Hybrid
Electric
Vehicle



Regenerative braking

The regenerative brake system activates the motor as a generator while decelerating and braking, converting the moving vehicle's kinetic energy into electric energy, and using it to charge the battery.



Hybrid emblem

The emblem subtly marks the ES 300h's pedigree as a hybrid luxury sedan that is environment friendly and produces low CO2 emissions.



Electric Vehicle (EV)-Drive Mode

EV-Drive Mode limits starting of the engine, to enable the car to be driven using only motor power at low speeds. It is designed to enhance quietness while driving in residential areas late at night, and to reduce emissions in indoor car parks and garages.*

Note: Vehicles pictured and specifications detailed in this catalogue may vary from models and equipment available in your area. Please inquire at your local dealer for details on the availability of features.

*¹VVT-iE: Variable Valve Timing-intelligent by Electric motor.

* Certain conditions such as engine coolant temperature, battery charge status and vehicle speed may prevent you from being able to activate EV-Drive Mode. Driving range depends on factors such as battery charge status.



GA-K (Global Architecture-K) platform

Lexus developed a new platform for the ES from scratch to create the foundation for excellence in core criteria, including design, dynamic performance, ride quality, quietness and safety. For dynamic performance, the location and angle of the steering wheel and pedals were reviewed to create a posture that supports easy driving. To augment the vehicle's excellent DNA with its low center of gravity and uniform lateral weight distribution, the geometry of the high-rigidity body and chassis were optimized to deliver excellent straight-line driving stability, stable cornering, and braking stability.

In addition, the integration of advanced features including the newly-developed parallel rack EPS (Electric Power Steering) and performance dampers provide secure and pleasant handling that closely responds to the driver's intentions. Finally, we ensured that all vibrations and every part sensitive to vibration was tuned to obliterate and cancel each other out. The result? Quietude. Experience the word in its truest form in the ES.

Multi material body

The ring-shaped body structure helps to reduce body torsion. A V-shaped brace behind the rear seats contribute to coupling rigidity for excellent stability. In addition, body rigidity is enhanced by the extensive use of advanced technologies including laser screw welding and structural body adhesives. Optimizing the use of hot-stamp and high-tensile steel in key body components also reduces weight while contributing to excellent collision safety.



EPS (Electric Power Steering)

The parallel rack electric power steering system provides crisp, clean response as soon as you start turning the steering wheel. A newly-developed steering column offers enhanced rigidity and excellent steering feel.



Performance dampers

Performance dampers in the front and rear boost the feeling of unity between car and driver. The dampers quickly absorb body flex and minuscule vibrations while driving to sharpen handling characteristics and contribute to the excellent ride comfort and quietness.



Active engine mount

Large mounts positioned in the front and rear of the engine decrease vibrations at engine start-up. In addition, they reduce idling vibration, low-frequency engine noise during low-rpm driving, and engine noise during high-rpm driving. By suppressing vibrations transmitted from the engine, they also contribute to the excellent ride comfort and quietness.



Aerodynamics

Aerodynamic performance is seamlessly integrated into the elegantly-shaped silhouette so that air flows from the rear seats to the trailing edge of the trunk. Fins on the underbody cover and rear combination lamps reduce air resistance, contributing to the quiet interior and excellent fuel efficiency. The controlled air flow also enhances driving stability.



Suspension

The geometry of the newly-developed McPherson strut front suspension was optimized to realize excellent steering response and turning stance, together with premium ride comfort. The arm positions on the trailing-arm double-wishbone rear suspension were optimized to smoothly handle uneven road surfaces, providing an excellent blend of handling stability and ride comfort. In addition, the shock absorbers on both the front and rear suspension incorporate swing-valve shock absorbers that respond to even the minutest movements to provide an exceptionally flat feel when starting up, as well as excellent straight-line stability when driving at speed.

Brakes

Engineered for excellent braking force, control and response, the brakes provide intuitive response to the driver's input, maximising driving pleasure by supporting exciting driving with peace of mind. In addition, the ES is equipped with an electric parking brake, further enhancing easy operation and driving enjoyment.



Drive mode select

Drive mode select provides integrated control of multiple systems to let you tune performance to suit your driving style. You can select and change among three modes: Eco, Normal and Sport.



FEATURES



Experience an unparalleled level of luxury and bespoke comfort that users can fully immerse themselves in. Complete with Lexus' world-class hospitality and advanced user-focused technologies, form and function intersect to create the grace and enjoyment of a Lexus. After all, luxury is in our blood.

» INTELLIGENCE



The sharp face is focused on the Lexus spindle grille, a core design cue that is heightened by the compact LED headlamps. The DRL (Daytime Running Lamps) emit an L-shaped light that radiates a smart and fearless expression. L-shaped LED rear combination lamps further embed the distinctive Lexus identity. Advanced features including

acoustic glass and seatback silencers contribute to the extremely low noise levels in the cabin, further enhancing this relaxing private space. It is a refined expression of Lexus hospitality that remains ahead of its time in shaping perceptions of luxury.



3-eye Bi-Beam LED headlamps

The compact 3-eye Bi-Beam LED headlamps combine a beautiful, sharply-defined design with excellent light distribution.

LED rear combination lamps

The L-shaped rear combination lamps reinforce the ES's Lexus identity. The three-dimensional design was engineered to combine high visibility with distinctive style.



Moonroof

The Moonroof accentuates the dynamic elegance of the ES. In addition to contributing to a spacious cabin feel, it makes the drive more enjoyable by permitting fresh air and sunshine inside.



Hands-free power trunk lid

A man of stature sometimes has his hands full. Hence the intelligent trunk lid opens and closes automatically when you move your foot under the rear bumper and out again.

Rear bumper

The character lines of the side silhouette converge to give the rear a dynamic presence. Combining high rigidity with excellent recyclability, the rear bumper accentuates this presence, endowing it with a strong sense of stability.



Acoustic glass

The windshield is fitted with a special acoustic glass with excellent sound insulating properties. The side and back glasses are UV-cut to enhance the cabin ambience by controlling allowance of harmful UV rays.





Meter/EMV display/color head-up display

The 31.24cm (12.3inch) EMV (Electro Multi-Vision) displays incoming hands-free mobile calls, audio system and other information and coordinates the display of select information with the multi-information display integrated into the 17.78cm (7inch) colour TFT (Thin Film Transistor) Optitron meter and the large colour head-up display positioned in the driver's line of sight. To allow the driver to concentrate on driving, the layout is designed with all controls within easy reach, minimizing the need for changes in posture or line of sight. The EMV displays information such as maps in full-screen mode without limiting the driver's ability to access the information, even when displaying the menu and map at the same time.

Active Noise Control

Active Noise Control uses engine rpm and a dedicated microphone to identify and reduce muffled engine sound by producing an opposite-phase sound from the speakers to cancel it out, significantly enhancing quietness in the cabin.



Remote Touch Interface

The interface is designed for smartphone-style operation. The cursor can be adjusted to stop following flick operation to suit the user's preferences. Pinch-in and pinch-out operation enables continuous in and out zooming.

Mark Levinson premium surround sound system with 17 speakers

Built on the concept of enveloping sound – a sound field that envelops the listener, Lexus world's first sound system concept finds embodiment in "Mark Levinson PurePlay". 7 Unity speakers with equal performance are arranged along the shoulder line which runs from the instrument panel to the door tops, effectively surrounding the cabin. The High and Mid range speakers have been arranged in high positions to create a purer and more natural sound field. Placing speakers close to the occupants' ears ensures there are fewer obstructions, this layout realises clear sound, even in the rear seats. The rich, powerful low-frequency sounds from the woofers combine with advanced sound technology to provide a crisp audio experience that envelops passengers.



4-way driver and front passenger lumbar support

The front seatbacks feature a design with separate upper and lower sections to provide a continuous flow to the console and armrest. Integrated lumbar support for the lower back helps reduce fatigue on long drives. Switches control 4-way horizontal and vertical adjustments, enabling the driver and front seat passenger to tailor the optimal position to suit their physiques.



Wireless charger

For wireless charging of batteries, simply place Qi-compatible smartphones and electronic devices on the charging tray in the center console box.



Lexus Climate Concierge

The powerful energy-efficient air conditioning system provides 3-zone independent control of the temperature in the driver's seat, front passenger's seat and rear seats. A control panel for rear seat passengers is conveniently located in the rear center armrest.



LED ambient illumination

Subtle Lexus hospitality is seen in the elegant and functional design of the instrument panel and its real stitching detail. The use of LED ambient illumination to indirectly light the lower instrument panel and front and rear door trim, creates a feeling at night of being gently enveloped. The brightness can be adjusted to suit your preference.

Rear armrest and multi-operation panel

The rear seats feature a center armrest with convenient cupholders. An integrated control panel lets occupants adjust the audio system, seat recline and other settings, further enhancing passenger pleasure.



Rear door/rear window sunshades

Sunshades for the rear door and rear quarter windows, and a power sunshade for the rear window provide shade and privacy in the rear seats.



For a clear field of view when reversing, the rear window sunshade automatically lowers when reverse gear is engaged.



Trunk-through

Trunk-through functionality enables easy access to the trunk and also facilitates carrying of longer items that won't usually fit in the trunk.



Power rear seats

The reclining power rear seats lets you create the perfect seat position - 'just the way you like it' thanks to its varying reclining angles that allows personalised seat adjustments so the passenger can enjoy the ride even better.

SAFETY



The Lexus ES's exciting performance is driven by more than just horsepower. It's the leading-edge safety technologies combined with advanced performance innovation that makes every drive a safe-yet-inspiring one.



» INTELLIGENCE





SRS (Supplemental Restraint System) airbags

The ES features dual-stage SRS airbags (Front seats), SRS knee airbags (Front seats), SRS side airbags (Front and outboard rear seats) and SRS curtain shield airbags (Front and rear seats).^{*1}



LED cornering lamps/Multi weather lights

The LED cornering lamps contribute to confident driving when turning left or right at night and in the rain by distributing more light in the direction of forward travel and to the sides. The multi weather lights help reduce glare caused by light from the headlamps projected forward when driving in fog at night, while providing sufficient light in front of the vehicle to give a good field of view.



TPMS (Tyre Pressure Monitoring System)

TPMS contributes to tyre life and fuel efficiency by displaying the pressure of each tyre in the multi-information display. When low tyre pressure is detected, the display shows the air pressure value of the affected tyre in amber, together with an in-metre warning lamp.



^{*1} The SRS airbags are supplemental devices to be used with the seatbelts. The driver and all passengers in the vehicle must wear their seatbelts properly at all times. Never install a rear-facing CRS (Child Restraint System) on the front passenger's seat. For a forward-facing CRS, it is recommended you use it in the rear seats. Please do not use accessories for the seats which cover the parts where the SRS side airbags should inflate. Such accessories may prevent the SRS side airbags from activating correctly, causing serious injury (Lexus genuine seat covers are specifically designed for models equipped with the SRS side airbags. To find out about availability in your area, please inquire at your local dealer). The photo shows all the SRS airbags activated for display purposes only (the SRS side and curtain shield airbags only inflate on the side of the collision in an actual accident). For details on these and other important safety features, be sure to read the Owner's Manual carefully.

Note: The systems functions (except for SRS airbags) may not operate properly depending on the weather, road and vehicle conditions or other factors. Be sure to read the Owner's Manual carefully. Do not overly rely on these systems, as there is a limit to the performance they can provide. The driver is always responsible for paying attention to the vehicle's surroundings and driving safely. Vehicles pictured and specifications detailed in this catalog may vary from models and equipment available in your area. Please inquire at your local dealer for details on the availability of features.

Note: Vehicles pictured and specifications detailed in this catalogue may vary from models and equipment available in your area. Please inquire at your local dealer for details on the availability of features.

TAKUMI



Our Takumi craftsmen strive for perfection in every aspect of their work, actively seeking enhancements by applying constant care and dedication to their craftsmanship. Every stitch, every line and every texture intuitively fuses their craftsmen's skill with the power of technology to stay one step ahead of the future.

» INTELLIGENCE



Every Lexus vehicle is created with a masterful skill and attention to detail inspired by both traditional artisanship and state-of-the-art engineering. For example, at the Tahara plant in Japan, precision components made using leading-edge digital technology are assembled and finished by master craftsmen called Takumi, whose technical expertise and sure senses are honed by decades of rigorous experience.

We seek innovation in every facet of engineering through a sophisticated fusion of seemingly incompatible ideas such as 'high performance yet high fuel efficiency'. In addition, unique Lexus styling is born of our L-finesse design language, a fine balance of 'Leading-edge' and 'finesse', which ensures every Lexus is not only captivating and luxurious, but also highly refined. Finally, every new Lexus model is also measured against a set of internal standards covering design, performance, specifications and equipment, to ensure it is distinctive and worthy of the Lexus emblem.

Note: Vehicles pictured and specifications detailed in this catalogue may vary from models and equipment available in your area. Please inquire at your local dealer for details on the availability of features.

EXTERIOR & INTERIOR
COLORS

The ES is available in a selection of captivating and stimulating exterior and interior colors. Its rich form shows a changing face to the world in different light conditions such as sunlight and streetlights at night, providing a dramatic view that changes with the location and time of day.



Sonic Quartz <085>



Mercury Grey Mica <1H9>



Platinum Silver Metallic <1J4>



Sonic Titanium <1J7>



Black <212>



Graphite Black Glass Flake <223>



Deep Blue Mica <8X5>



Red Mica Crystal Shine <3R1>



235/45 R18 noise reducing aluminium wheels



Ice Ecrú Mica Metallic <4X8>

<SEMI-ANILINE LEATHER>



Rich Cream

<SEMI-ANILINE LEATHER>



Topaz Brown




Chateau



Black

<TRIM>



Shimamoku (Black)




Shimamoku (Brown)



Bamboo

Every ES can be customized to any exterior, interior and trim combination mentioned in the catalogue.



Note: Vehicles pictured and specifications detailed in this catalogue may vary from models and equipment available in your area. Please inquire at your local dealer for details on the availability of features.

SPECIFICATIONS

DIMENSIONS

Overall length:	4975mm
Overall width:	1865mm
Overall height:	1445mm
Wheelbase:	2870mm
Minimum turning radius:	5.9m
Seating Capacity	5 Seater

CHASSIS & TRANSMISSION

Suspension Front/ Rear	MacPherson Strut/ Double Wishbone
Tyre	235/45 R18
Transmission	E-CVT (Electronic - Continuously Variable Transmission)

ENGINE

Type	4 Cylinders In-Line
Displacement	2487 cm ³
Max Output	131kW @ 5700 rpm
Max Torque	221Nm @ 3600 - 5200 rpm

MOTOR GENERATOR

Type	Permanent Magnet Motor
Max Output	88 kW
Max Torque	202 Nm

HYBRID BATTERY

Type	Nickel-Metal Hydride Battery
System Voltage	244.8 V
Number of Battery Cells	204

HYBRID SYSTEM

Total Max Output	160 kW
EV Mode	Available



Note: Please inquire at your local dealer for details on the availability of features.

MAIN FEATURES

EXTERIOR

- 3-Eye Bi-Beam LED Headlamp with Headlamp Cleaner
- Dynamic Auto Headlamp Levelling Device
- Automatic Headlamps with Follow Me Home Function
- Cornering Lamp
- Daytime Running Light System
- UV-Cut Glass
- Outside Rear View Mirror with Auto Retract, Memory, Reverse Linked, Aspherical & Side Turn Indicator
- LED Rear Combination Lamp
- Rear Fog Lamp
- Auto Open and Close Power Back door with Kick Sensor
- Moon Roof with Tilt & Slide Function

INTERIOR

- Semi Aniline Leather Seat Upholstery
- Driver Seat - 14 Way Adjust (Including Cushion Length Adjust) + Slide memory
- Passenger Seat - 12 Way Adjust + Slide memory + Easy Slide Switch (Co-passenger seat adjustment from rear)
- Front Seats equipped with Seat Ventilation
- Power Reclining Rear Seats with Trunk through
- Seat Heater (Driver, Passenger, Rear) + Blower (Driver, Passenger)
- EC Inside rear View Mirror (Auto Anti-glare Mirror)
- 17.8cm (7inch) colour TFT (Thin Film Transistor) Multi-Information Display
- LED ambient illumination

COMFORT AND CONVENIENCE

- Cruise Control
- Paddle Shift
- Normal, Eco and Sport Drive mode select
- Electric Power Steering (EPS) with Electric Tilt + Telescopic adjustment and Memory function
- Electric Parking Brake with Brakehold
- Wireless Charger
- Colour Heads Up Display
- Rain Sensing Wipers
- Auto 3 Zone Air Conditioner with Humidity Sensor
- Lexus Climate Concierge
- Minus Ion Generator (nano e)
- Sunshades for Rear Door and Rear Quarter Window + Power Sunshade for Rear Window.
- Easy Access Power System - Seat Slide + Tilt and Telescopic Steering
- Front and Rear Parking Sensors
- Back Monitor with Smart Camera
- 2 X 12 V DC Connector + 2 X USB Port for Charging

INFOTAINMENT

- 31.24cm (12.3inch) Electro Multi Vision Display
- Mark Levinson Premium Surround Sound System with AM/FMradio, in-dash DVD player, 17 speakers, MP3 and WMA play compatible, DSP, ASL, Clari-Fi, QLS (Quantum Logic Surround)
- Bluetooth Function, hands-free calling, wireless connection with AV-profile compliant player
- Navigation
- Audio Jack - 2 USB + 1 AUX-in

SAFETY AND SECURITY

- 10 Airbags - Driver, Passenger, Driver Knee, Passenger Knee, Front Side, Rear Side and Curtain Shield
- ABS(Anti-Lock Braking System) with EBD (Electronic Brake Force Distribution)
- Vehicle Stability Control
- Hill Start Assist
- Tyre Inflation Pressure Warning with Auto Location
- Anti Theft System with Siren, Intrusion (Break-in) Sensor and Tilt Sensor
- Impact Sensing Fuel Cut
- Power Doorlock with Speed Lock Function
- Power Windows with Jam Protection and Speed Control
- Emergency Brake Signal
- ISOFIX and Top Tether Anchor for Child Seat

*Addition of extra features may change figures in this chart.

Toyota Motor Corporation reserves the right to alter any details of specifications and equipment without notice.

Details of specifications and equipment are also subject to change to suit local conditions and requirements.

Please inquire at your local dealer for details of any such changes that might be required for your area.

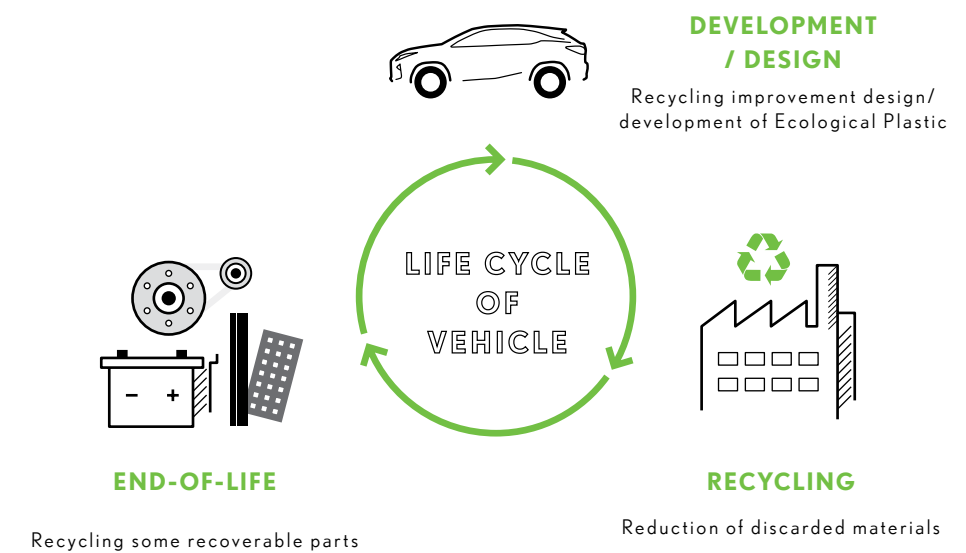
Note: Vehicles pictured and specifications detailed in this catalog may vary from models and equipment available in your area.

Vehicle body color might differ slightly from the printed photos in this catalog.



LEXUS
ENVIRONMENT

*Our commitment to the environment
is embedded into all our activities
and vehicles.*



At Lexus, sustainability is an enormous challenge that we gladly accept. We are committed to finding better, more efficient ways to contribute to a healthier planet, leading the industry in better business practices. Our focus on the environment drove our development and global leadership of hybrid luxury vehicles and the knowledge we have gained is applied in all of our vehicles. Our commitment to recovering, recycling and re-using permeates the entire company. To reduce waste to a minimum, we carefully recycle various materials in our offices, factories and sales facilities, reducing CO₂ levels beyond our achievements on the road.

Specific initiatives to enhance the environment include integrating a keen environment-friendly focus on the entire life cycle of each vehicle, from design and production through to the recycling of vehicles at the end-of-life. To reduce CO₂ emissions, at the design stage we specify extensive use of plant-derived plastics for components, instead of petroleum-derived plastics. During production, we make repeated use of reusable items, work hard to efficiently use resources to minimize waste and recycle any waste produced.